


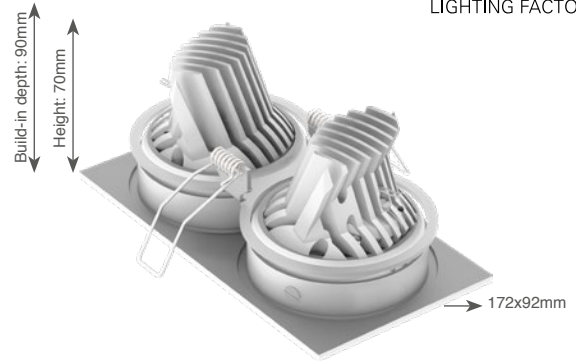
Titan Double Rectangle Anti-Glare

Technical Datasheet

DOXIS
LIGHTING FACTORY




General	
Type	Multiple Recessed Downlight
Material	Aluminium
Lamp Type	COB LED (2x)
Adjustable	Yes (40°/359°)
Dimmable	Yes
Cooling	Passive
Energy Class	A++
Weight	900g
Photobiol. Safety	RG1
Class (luminaire)	class III
Class (driver)	class II



IP20  960°C  LED

Features:

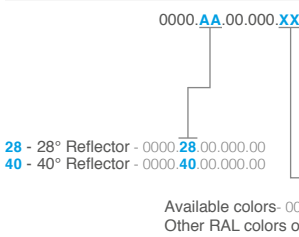
High efficiency LED Downlight, equipped with 2 Bridgelux or Dim-to-Warm COB LEDs.
Aluminium die-casted, compact design.
High quality components.
Various colors available.



Specifications


Art. nr.	Lightsource INCLUDED	CCT - CRI	Light output* LED / System	Efficacy** LED / System	Power** LED / System (current)	Power supply INCLUDED	SDCM
1101.AA.24.927.XX	(2x) Bridgelux Vero 10 LED	2700K - Ra90	(2x) 1100lm / 937lm	124lm/W / 92lm/W	(2x) 8.9W / 10.2W (350mA)	Non dimmable (490.24.16)	3
1101.AA.24.930.XX	(2x) Bridgelux Vero 10 LED	3000K - Ra90	(2x) 1156lm / 984lm	130lm/W / 96lm/W	(2x) 8.9W / 10.2W (350mA)	Non dimmable (490.24.16)	3
1101.AA.24.940.XX	(2x) Bridgelux Vero 10 LED	4000K - Ra90	(2x) 1172lm / 998lm	132lm/W / 98lm/W	(2x) 8.9W / 10.2W (350mA)	Non dimmable (490.24.16)	3
1101.AA.25.927.XX	(2x) Bridgelux Vero 10 LED	2700K - Ra90	(2x) 1100lm / 937lm	124lm/W / 92lm/W	(2x) 8.9W / 10.2W (350mA)	1-10V & Push driver (490.25.20)	3
1101.AA.25.930.XX	(2x) Bridgelux Vero 10 LED	3000K - Ra90	(2x) 1156lm / 984lm	130lm/W / 96lm/W	(2x) 8.9W / 10.2W (350mA)	1-10V & Push driver (490.25.20)	3
1101.AA.25.940.XX	(2x) Bridgelux Vero 10 LED	4000K - Ra90	(2x) 1172lm / 998lm	132lm/W / 98lm/W	(2x) 8.9W / 10.2W (350mA)	1-10V & Push driver (490.25.20)	3
1101.AA.26.927.XX	(2x) Bridgelux Vero 10 LED	2700K - Ra90	(2x) 1100lm / 937lm	124lm/W / 92lm/W	(2x) 8.9W / 10.2W (350mA)	DALI dimmable (490.26.20)	3
1101.AA.26.930.XX	(2x) Bridgelux Vero 10 LED	3000K - Ra90	(2x) 1156lm / 984lm	130lm/W / 96lm/W	(2x) 8.9W / 10.2W (350mA)	DALI dimmable (490.26.20)	3
1101.AA.26.940.XX	(2x) Bridgelux Vero 10 LED	4000K - Ra90	(2x) 1172lm / 998lm	132lm/W / 98lm/W	(2x) 8.9W / 10.2W (350mA)	DALI dimmable (490.26.20)	3
1101.AA.27.927.XX	(2x) Bridgelux Vero 10 LED	2700K - Ra90	(2x) 1100lm / 937lm	124lm/W / 92lm/W	(2x) 8.9W / 10.2W (350mA)	Mains dimmable driver (490.27.20)	3
1101.AA.27.930.XX	(2x) Bridgelux Vero 10 LED	3000K - Ra90	(2x) 1156lm / 984lm	130lm/W / 96lm/W	(2x) 8.9W / 10.2W (350mA)	Mains dimmable driver (490.27.20)	3
1101.AA.27.940.XX	(2x) Bridgelux Vero 10 LED	4000K - Ra90	(2x) 1172lm / 998lm	132lm/W / 98lm/W	(2x) 8.9W / 10.2W (350mA)	Mains dimmable driver (490.27.20)	3
1101.AA.26.DTW.XX	(2x) Bridgelux DTW LED***	3000K/1800K - Ra90	(2x) 860lm / 732lm	105lm/W / 78lm/W	(2x) 8.2W / 9.4W (250mA)	DALI dimmable driver (490.26.20)	3
1101.AA.27.DTW.XX	(2x) Bridgelux DTW LED***	3000K/1800K - Ra90	(2x) 860lm / 732lm	105lm/W / 78lm/W	(2x) 8.2W / 9.4W (250mA)	Mains dimmable driver (497.27.20)	3

* LED light output represent values of LED chip. System light output incl. light losses of luminaire (40° reflector used as reference)
** LED power values excl. driver. System power values incl. driver power consumption (driver efficiency of 87% used as reference)
*** Only us drivers with amplitude (AM) dimming for dim-to-warm applications.



Lumen Maintenance Bridgelux COB LED (Tc=85°C)		
L70B50: >100 000 hrs	L70B20: >100 000 hrs	L70B10: >100 000 hrs
L80B50: >100 000 hrs	L80B20: >100 000 hrs	L80B10: >100 000 hrs
L90B50: >100 000 hrs	L90B20: >50 000 hrs	L90B10: >50 000 hrs

Forward voltages (Tc=85°C)	
Bridgelux Vero 10	23V.0 (min.) - 25.5V(typ.) - 28.0V(max.)
Bridglux DTW	min. power - 1800K: 24.9V (min.) - 26.9V(typ.) - 28.9V(max.) max. power - 3000K: 31.8V (min.) - 33.8V(typ.) - 35.8V(max.)



Drivers

Name	Art. nr.	Dimensions	Description
Driver "Mono 350" non dim. 16W	490.24.16	147x44x30	Non dimmable LED Driver
Driver "Mono" 1-10V/Push dim.	490.25.20	111x52x22	1-10V & Push dimmable LED Driver
Driver "Mono" DALI dim.	490.26.20	111x52x22	DALI dimmable AM LED Driver
Driver "Mono 350" mains dim.	490.27.20	102x38x21	Dimmable LED Driver compatible with trailing-edge & leading-edge dimmers (phase cut-off)
Driver "Dim-to-Warm Mono" mains	497.27.20	111x52x22	Dimmable AM LED Driver compatible with trailing-edge & leading-edge dimmers (phase cut-off)

Titan with "Anti-Glare" fronting:

